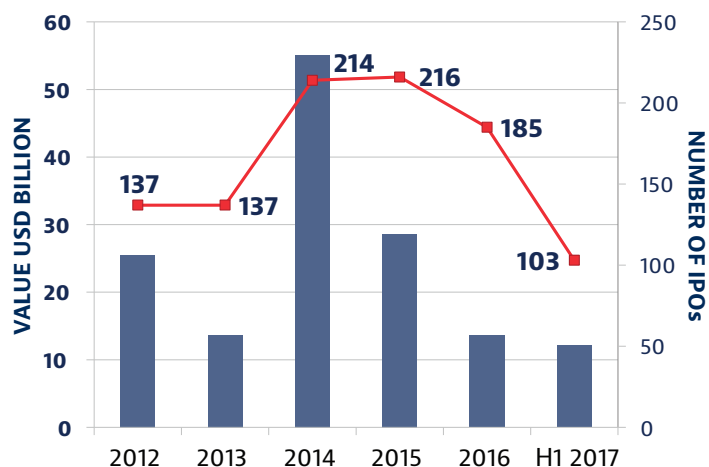


## GLOBAL TECHNOLOGY IPOs H1 2017



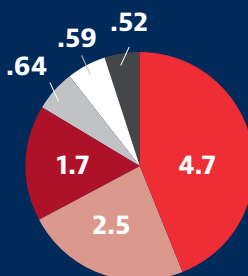
"The pace of technological change in particular in big data, payments and HealthTech is driving stronger activity. Market platforms as a business model are getting a strong foothold and there is a renewed sense of opportunity in the industry as well as a need to grow to survive and a willingness to invest for the longer term."

**ANNE-MARIE ALLGROVE**  
GLOBAL CHAIR, IT/C INDUSTRY GROUP, BAKER MCKENZIE

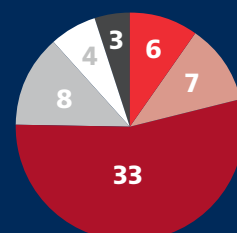
### TOP EXCHANGES FOR TECHNOLOGY IPOs

- NEW YORK STOCK EXCHANGE
- KOREA EXCHANGE
- SHENZHEN STOCK EXCHANGE
- SHANGHAI STOCK EXCHANGE
- NASDAQ
- LONDON

PROCEEDS IN USD BILLION



NUMBER OF DEALS



### TOP TECHNOLOGY IPOs H1 2017

ISSUER



CAPITAL RAISED USD

3.9 BILLION

2.3 BILLION

455 MILLION

324 MILLION

HOME JURISDICTION & EXCHANGE



### KEY GLOBAL ITC DATA POINTS

**USD 12.1 BILLION**  
CAPITAL RAISED BY IPOs

**319%**  
CHANGE IN CAPITAL RAISED DOMESTIC & CROSS-BORDER IPOs

**103**  
IPOs

**68%**  
CHANGE IN CAPITAL RAISED CROSS-BORDER IPOs