


# Chinese Investment Into North America "BIRD'S-EYE VIEW"




Baker & McKenzie research shows Chinese investment in North America averaged \$11 billion a year from 2008 to 2015, reaching a record \$29 billion in 2013. Chinese investors also had a strong start to 2016 in North America, with more than \$20 billion worth of deals currently pending.

**162** separate investments  
worth **\$23bn**

Chinese FDI Transactions in North America, 2000-2015  
USD million

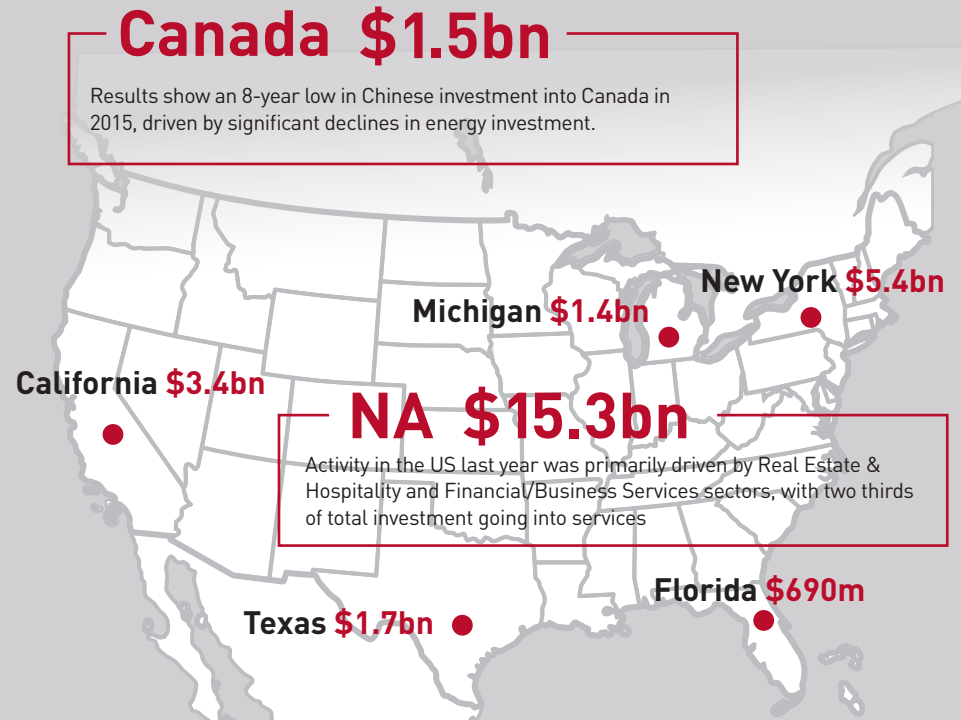


In the past two years, Chinese investment in energy declined dramatically and particularly impacted investments in Canada, while investments in the US remained strong, garnering a record **\$15.3 billion** in investments in 2015.



## Canada \$1.5bn

Results show an 8-year low in Chinese investment into Canada in 2015, driven by significant declines in energy investment.



## NA \$15.3bn

Activity in the US last year was primarily driven by Real Estate & Hospitality and Financial/Business Services sectors, with two thirds of total investment going into services

# Chinese Investment Into Europe "BIRD'S-EYE VIEW"



Baker & McKenzie research shows Chinese investment into Europe continues to bounce back, with a 22% increase on deal value from 2014 with

**162** separate investments worth **\$23bn**

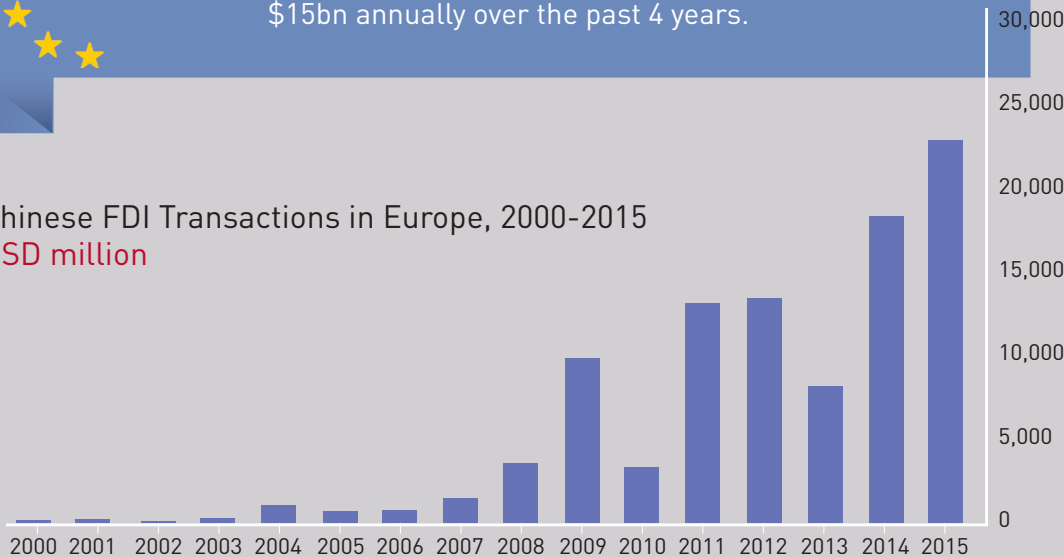


worth **\$23bn**



China has invested \$79bn since 2010 & Europe is now into the sixth year of high levels of Chinese FDI. 52% of the total investment has taken place in the last 2 years, averaging \$15bn annually over the past 4 years.

Chinese FDI Transactions in Europe, 2000-2015  
USD million



Growth in 2015 was driven by innovation-led sectors such as ICT as well as a steep increase on investment in the Real Estate & Automotive sectors.

