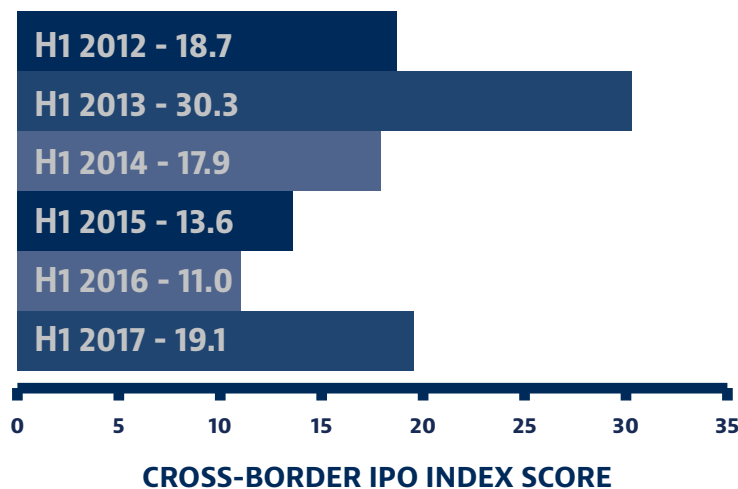


## CROSS-BORDER IPO INDEX: EMEA H1 2017



"2017 has been a very different year to the disastrous 2016, during which companies and investors sat on the side-lines awaiting the outcomes of the Brexit referendum and the US election. Companies continue to view London as a premium listing venue, with deep liquidity and a rich list of peers and investors."

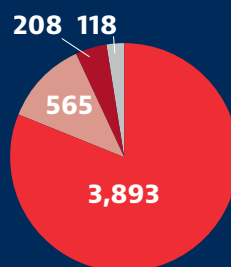
**EDWARD BIBKO**

EMEA HEAD OF CAPITAL MARKETS  
AT BAKER MCKENZIE

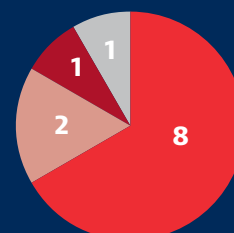
## TOP EXCHANGES FOR CROSS-BORDER IPOs

- LONDON
- NYSE EURONEXT
- BUCHAREST STOCK EXCHANGE
- WARSAW STOCK EXCHANGE

PROCEEDS IN  
USD MILLION



NUMBER  
OF DEALS



## TOP CROSS-BORDER IPOs H1 2017

ISSUER	CAPITAL RAISED (USD MILLION)	HOME JURISDICTION & EXCHANGE
Allied Irish Banks	3,350	Ireland / ISE; LSE
X-FAB Silicon Foundries SE	455	Belgium / Euronext Paris
ADES International Holding Ltd	243	United Arab Emirates / LSE
Digi Communications NV	208	Netherlands / Bucharest

## TOP CROSS-BORDER SECTORS H1 2017



## KEY EMEA DATA POINTS

**USD 4.8 BILLION**  
CAPITAL RAISED BY  
CROSS-BORDER IPOs

**442%**  
CHANGE IN  
CAPITAL RAISED  
CROSS-BORDER  
IPOs

**20%**  
CHANGE IN  
CAPITAL RAISED  
DOMESTIC  
IPOs

**12**  
CROSS-BORDER  
IPOs